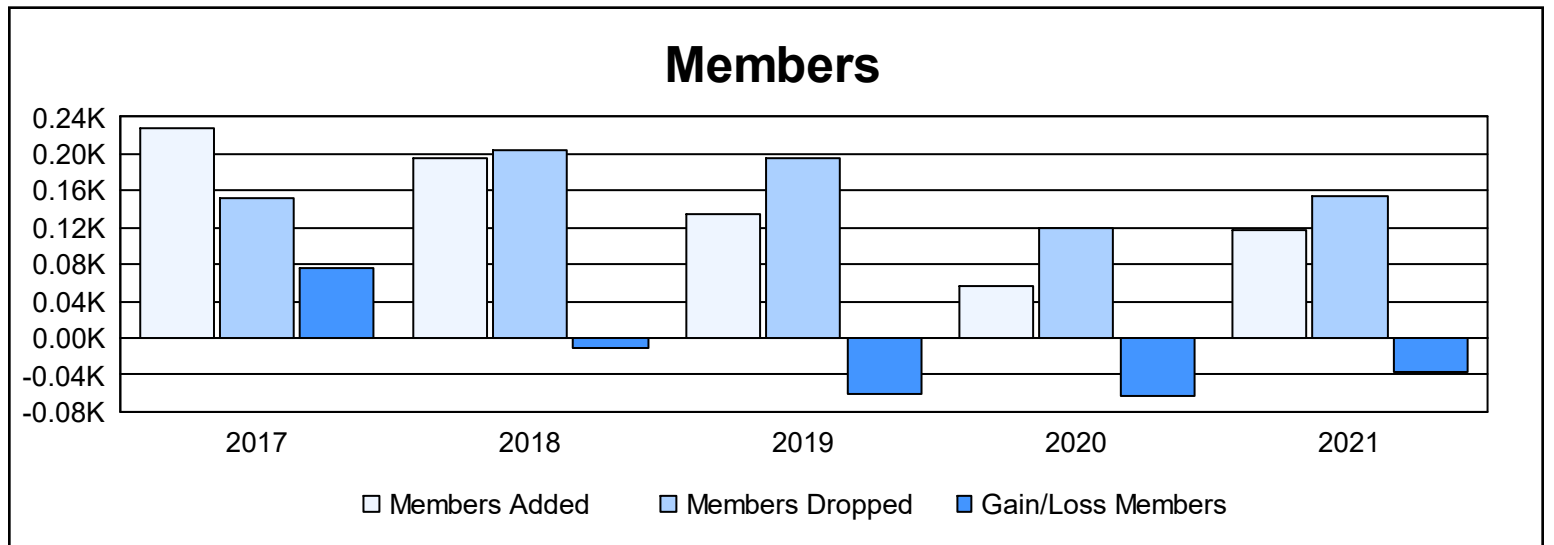
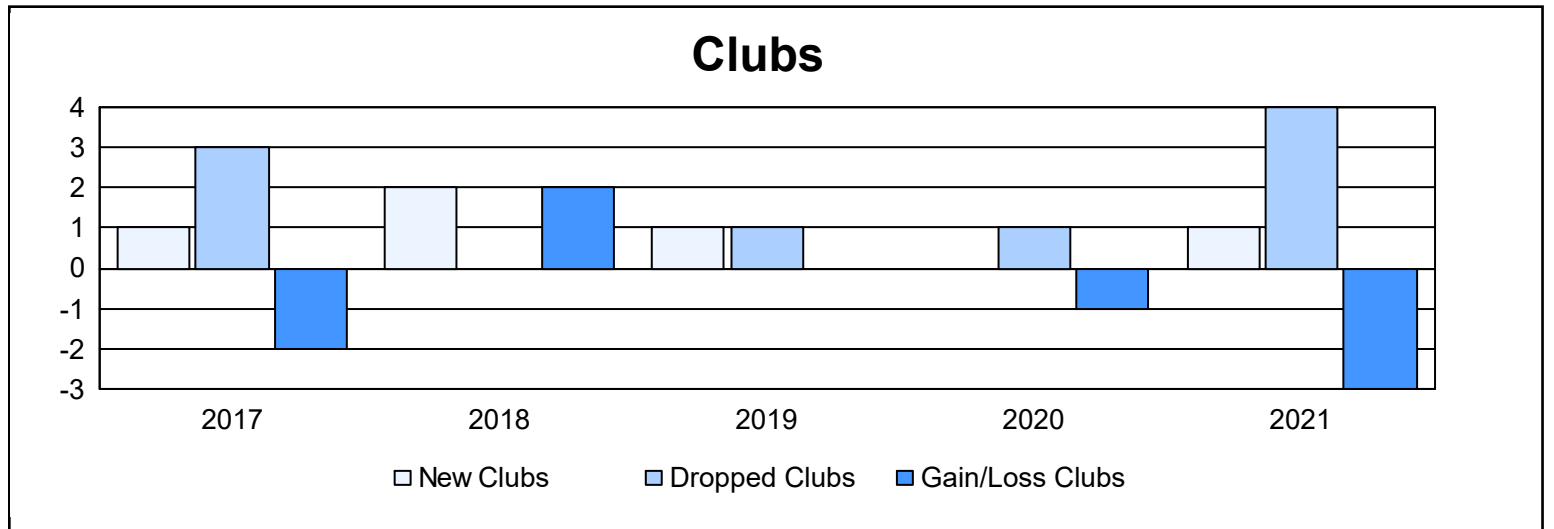
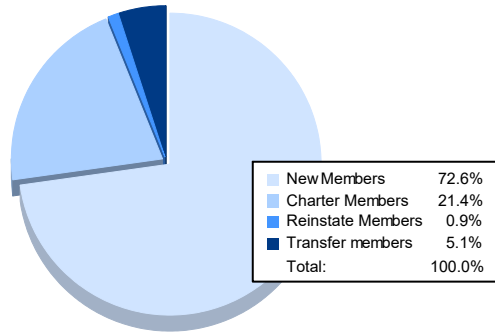


Year	New Clubs	Dropped Clubs	Gain/ Loss Clubs	New Members	Charter Members	Reinstate Members	Transfer Members	Total Member Added	Total Members Dropped	Gain/ Loss Members
2016-2017	1	3	-2	185	30	5	7	227	152	75
2017-2018	2	0	2	99	47	47	2	195	205	-10
2018-2019	1	1	0	79	25	15	16	135	195	-60
2019-2020	0	1	-1	33	3	19	2	57	120	-63
2020-2021	1	4	-3	85	25	1	6	117	155	-38
<b>Average</b>	<b>1</b>	<b>2</b>	<b>-1</b>	<b>96</b>	<b>26</b>	<b>17</b>	<b>7</b>	<b>146</b>	<b>165</b>	<b>-19</b>



### Membership Composition June 2021 Cumulative



### Gender Composition June 2021 Cumulative

